


SPECIFICATION SHEET

Dialogue Lounge Collection | Lounge Seating

DIA30AC | Sofa with Arm Cap

Standard Product Information

- Seat and back are poplar plywood construction; joints are CNC cut/puzzle-jointed, glued, stapled together, and reinforced with corner blocks for superior strength
- High Quality Construction Grade Wood Frame
- Seat Foam is 2.5 Density Foam that Meets CAL 117 Fire Standards
- Back Foam is 1.7 Density High Resilience Foam that Meets CAL 117 Fire Standards
- 7.5 Gauge Steel Sinuous Seat Springs
- European Beech Wood Feet Feature a Fixed Glide
- All Feet Options Utilize a Common Height and Mounting Hole for Field Adapability
- Fully Upholstered Arms, Wood Arm Caps, or Urethane Arm Caps
- Arms are Bolted to Seat/Back Center Sections. Arms can be easily replaced in field if necessary.



**Designed by the Knú Design Team*

Dimensions

- | | |
|-------------------|---------|
| ▪ Width | 74.5" |
| ▪ Depth | 30" |
| ▪ Height | 33" |
| ▪ Seat Width | 67" |
| ▪ Seat Depth | 19" |
| ▪ Seat Height | 18.5" |
| ▪ Back Height | 15" |
| ▪ Arm Height | 25.5" |
| ▪ Cubic Feet | 58 |
| ▪ COM | 7.5 yds |
| ▪ Weight Capacity | 750 lbs |
| ▪ Weight | 144 lbs |

Moisture Barrier Options

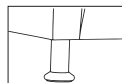
Please refer to page 14 of the Price Guide.

CAL TB133

Please refer to page 12 of the Price Guide.

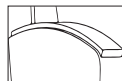
Feet Options

MF5 Brushed Satin Nickel Metal Feet



Arm Cap Options

WA Wood Arm Cap



UB Black Urethane Arm Cap

