


## heat & massage details



Heat (H) Control

### Location

The Heat and Heat & Massage Controls are located on the inside left arm facing the recliner.

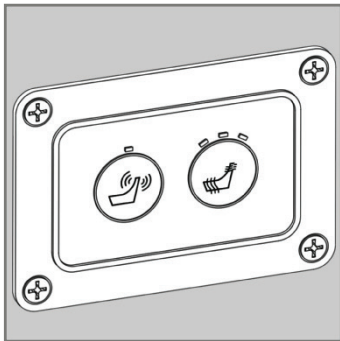
### Heat Settings

3 Different Heat Settings: 97° on low | 105° on high

### Automatic Shut-Off

Heat | 1 Hour

Massage | 15 Minutes



Heat & Massage (HM) Control

### Cord

The cord is a 10' cord with a ground plug.

No special outlets required in the hospital.

The cord is located in the back of the recliner toward the left side (facing).

### Power {per chair}

AMPS | 1 Amp

Volts | 120 Volts

Watts | 80 Watts

### Standard Compliance

UL 60601-1 {Certificate # CU 72081954 01}

IEC 60601-1 {Certificate # T 72081955 01}



*Heat & Massage (HM) Control :: 1 Year Warranty on Parts & Labor*

## heat & massage connection instructions

### Relay Box

Facing the back of the chair, the black relay box is located on the right hand side.

### Massage

Plug in the male connection with the black and red wires into the black relay box as shown in Figure A.




Figure A

### Heat

Find the female plug (1) located between the rear of seat and the rear upholstered kick rail. {See Figure B}

Located the male plug (2) found on the bottom of the upholstered back. Connect plugs. {See Figure B}




Figure B